





Outside Top Panel

ART SHOULD BE ROTATED 180° TO BE RIGHT READING WHEN FOLDED
FLAPS OVERLAP $\frac{1}{8}$ " WHEN FOLDED

USE THIS FOR PRINTING ON OUTER FLAPS
CAN ONLY PRINT ONE SIDE

Outside Center/Back Panel

5 $\frac{1}{16}$ x 7 (A7 OVERSIZED)
TRANSLUCENT GATE FOLD

- - - - - SAFE AREA MARGIN keep all artwork or text within this area
-  - PRODUCTION BUFFER artwork or text in this area *may* get trimmed
-  - FINISHED SIZE: - FOLDED (7 x 5.0625) - FLAT (7 x 10.25)
-  - BLEED AREA artwork or text in this area *will* be cut off
-  - ART SIZE (7.25 x 10.5)

NO ART ALLOWED IN THIS SHADED AREA.

Outside Bottom Panel

ART SHOULD BE ROTATED 180° TO BE RIGHT READING WHEN FOLDED
FLAPS OVERLAP $\frac{1}{8}$ " WHEN FOLDED

Inside Top Panel

ART SHOULD BE ROTATED 180° TO BE RIGHT READING WHEN FOLDED

NO ART ALLOWED IN THIS SHADED AREA.

Inside Center

5 1/16 x 7 (A7 OVERSIZED)
TRANSLUCENT GATE FOLD

- - - - SAFE AREA MARGIN keep all artwork or text within this area
- - PRODUCTION BUFFER artwork or text in this area *may* get trimmed
- - FINISHED SIZE: - FOLDED (7 x 5.0625) - FLAT (7 x 10.25)
- - BLEED AREA artwork or text in this area *will* be cut off
- - ART SIZE (7.25 x 10.5)

USE THIS FOR PRINTING ON INSIDE
CAN ONLY PRINT ONE SIDE

Inside Bottom Panel

ART SHOULD BE ROTATED 180° TO BE RIGHT READING WHEN FOLDED

NO ART ALLOWED IN THIS SHADED AREA.